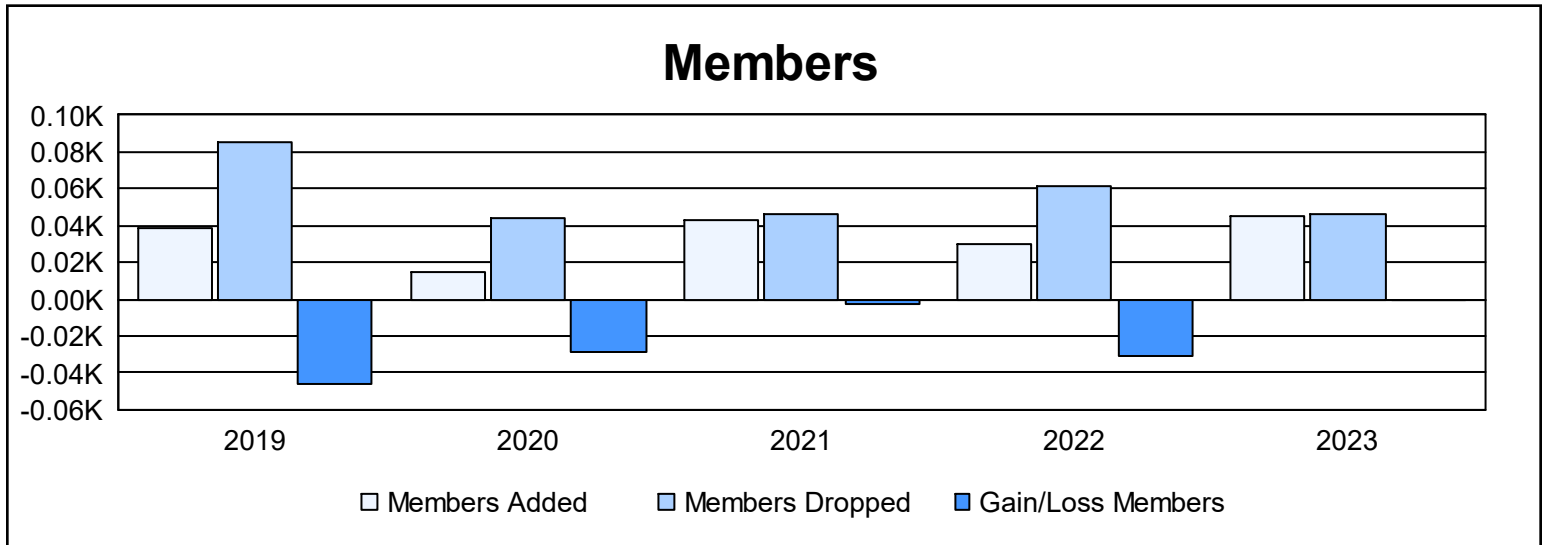
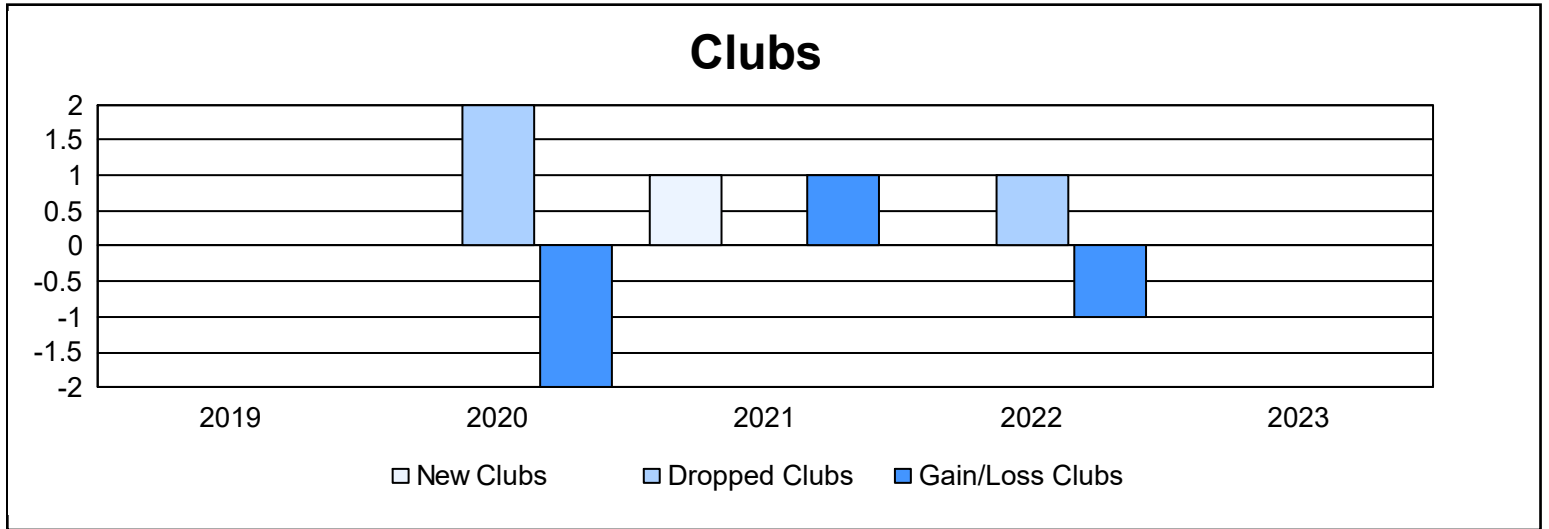
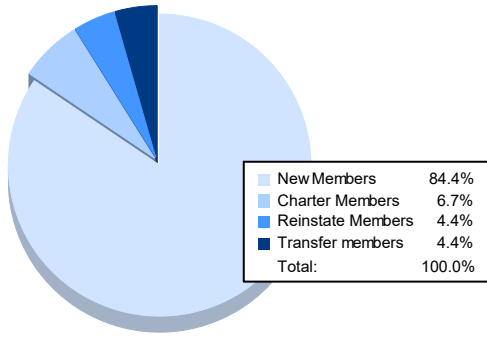


Year	New Clubs	Dropped Clubs	Gain/ Loss Clubs	New Members	Charter Members	Reinstate Members	Transfer Members	Total Member Added	Total Members Dropped	Gain/ Loss Members
2018-2019	0	0	0	30	0	8	1	39	85	-46
2019-2020	0	2	-2	14	0	1	0	15	44	-29
2020-2021	1	0	1	16	23	4	0	43	46	-3
2021-2022	0	1	-1	28	0	1	1	30	61	-31
2022-2023	0	0	0	38	3	2	2	45	46	-1
<b>Average</b>	<b>0</b>	<b>1</b>	<b>0</b>	<b>25</b>	<b>5</b>	<b>3</b>	<b>1</b>	<b>34</b>	<b>56</b>	<b>-22</b>



### Membership Composition June 2023 Cumulative



### Gender Composition June 2023 Cumulative

